

学位授权点建设年度报告

(2021年)

10011

0251

一、学位授权点基本情况

1.1

1

2

3

4

1.2

1.2.1

2

4

1.2.2

31

9

1.

23

7

8

8

2.

8

3.

60

30%-50%

4.

8

6

1

1

1. 2. 3

二、基本条件

2.1

()

1

2

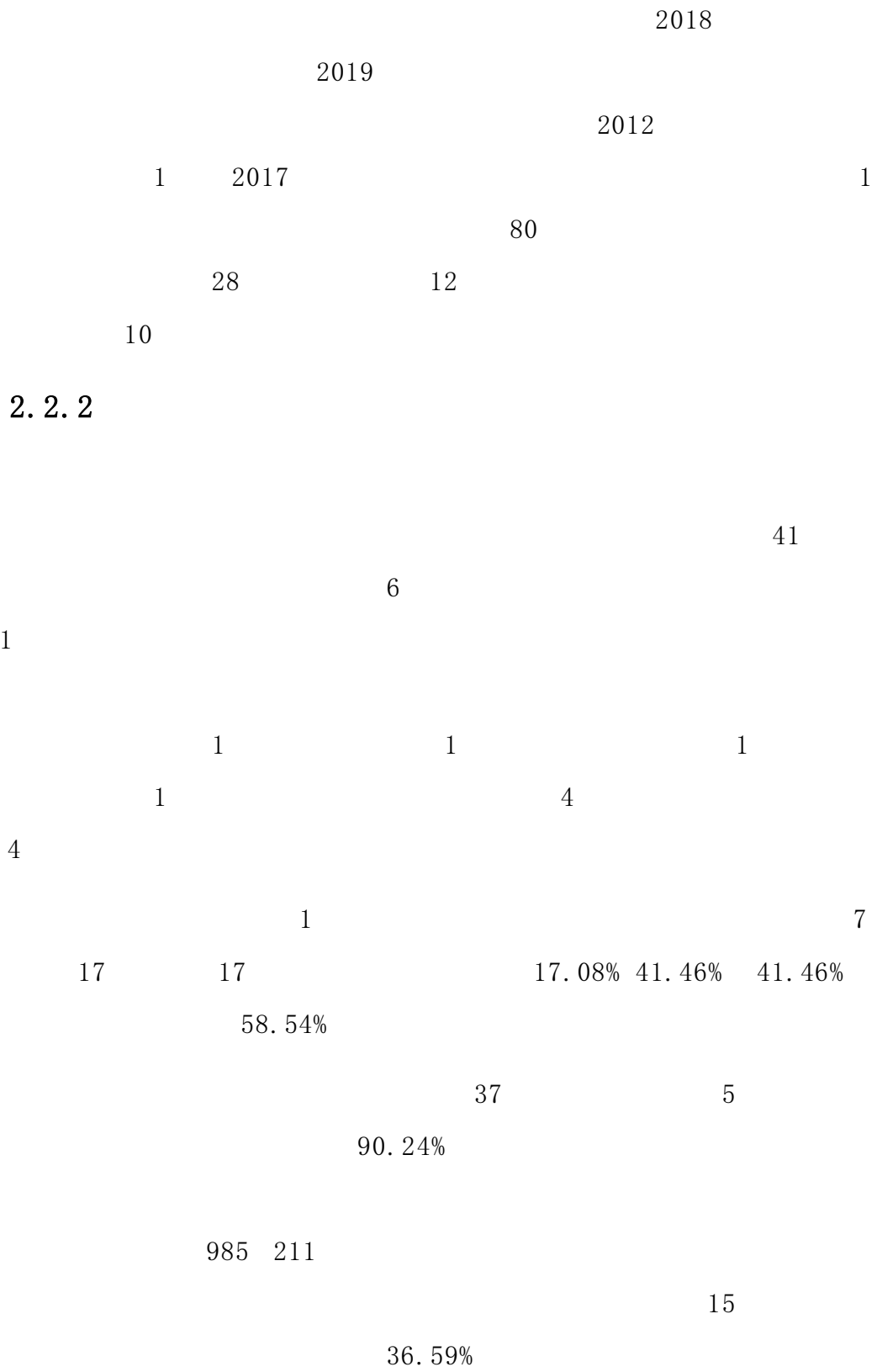
3

4

2.2

/

2.2.1



		2	26~35	17	41.46%
36~45	12	29.27%	46~59	12	29.27%

2.2.3

				17	
		56.67%			
				3	
					81

2.2.4

2.3

/

2.3.1

9

3

2

1

2

1

International Review of Economics

& Finance
Trade

Accounting and Finance

Emerging Markets Finance and

51

ESI

1

SSCI

6

CSSCI

28

2

2

2.3.2

23

336.2

2.3.3

2021 4 4 300
80

2021

2.4

22

30

EBSCO

ProQuest

Academic Research

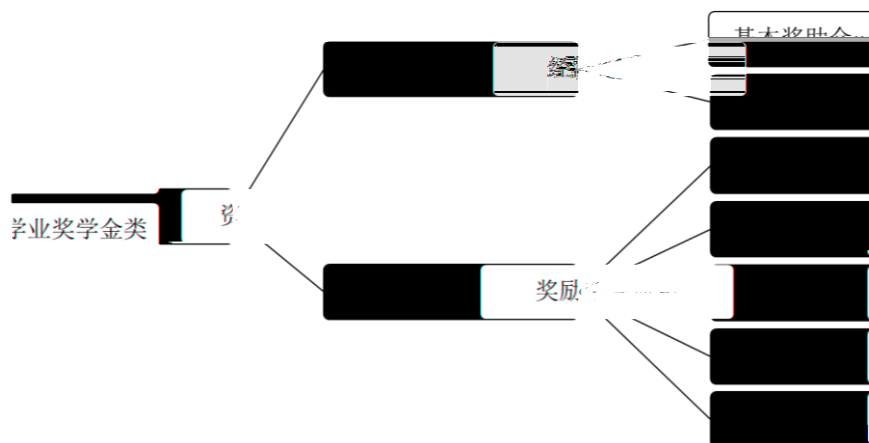
Library ProQuest

ABI/INFORM

BVD

IMF

2.5



2.3

2.5.1

700 100%

9

2.5.2

1

2

1

12000

7000

5000

100%

2.1 2020-2021

		2021	2020
		11	9
		32	26
		8	8

		3	3
		3	1

2.6

150

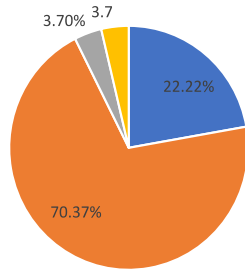
2020

4.75

3.1

3.1.1

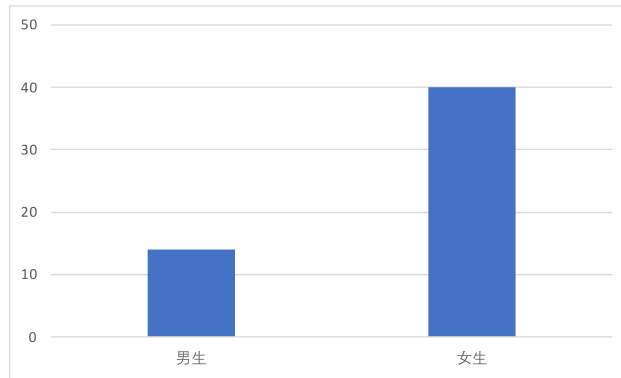
2021		54	
	12	(22.22%)	38
(70.37%)			2 (3.70%)
		2 (3.70%)	2021
421		10.02	



3.1

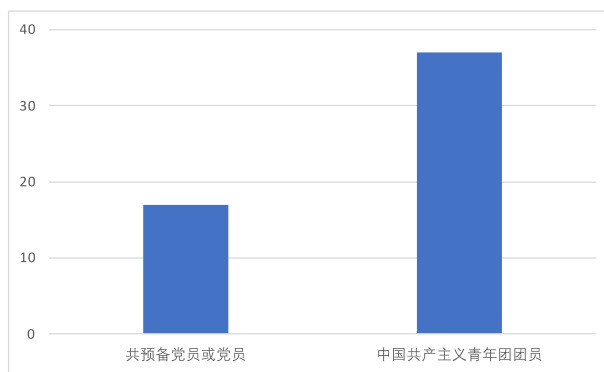
3.1.2

2021 9
 2020 54
 14 (25.9%) 40 (74.1%)



3.2 2021

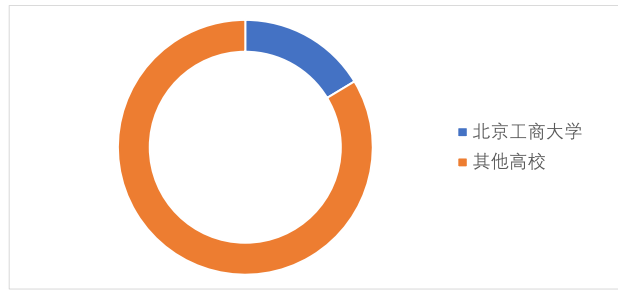
37 (68.52%) 17 (31.48%)



3.3 2021

4 (7.41%) 50 (92.59%)
 9 (16.67%)

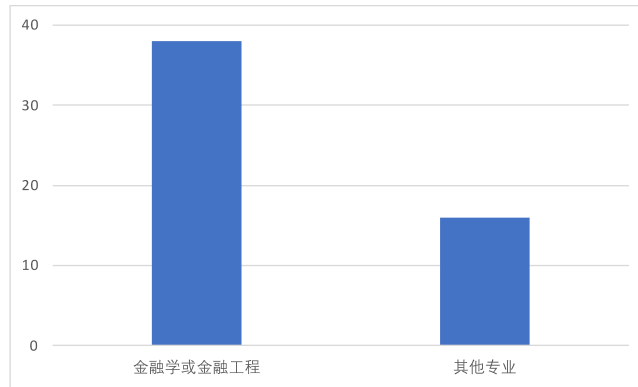
46 (83.33%)



3.4 2021

38 (70.37%)

16 (29.63%)



3.5 2021

3.2

3.2.1

1.

1

2

2020

2.

1

2

3.

1

2

3

30

4.

1

2

3

5.

1

2

9 4

3. 2. 2

1.

1 2020

25%

2

2018 2019

3 2019

1 98%

2

3

4.

1

2

2.

4

25

1

1

30

200

3.3.2

1.

2020 1

2021 12

25

5

4

4

12

2.

4

3.

3.3.3

PE

Wind

3.4

3.4.1

1.

2.

3. 4. 2

1.

31

2.

3.

3. 4. 3

1.

2.

3. 4. 4

1.

2.

3.

4.

2020

2021

4

3.4.5

1.

8

20.5%

2.

2012

4

3.5

2020-2021

3.5.1

3.6

3.5.2

2020-2021

3.6

1.

2.

3.

4.

13

8%

100%

2019

165

CPA

CFA

1-2

4-5

3.7

3.7.1

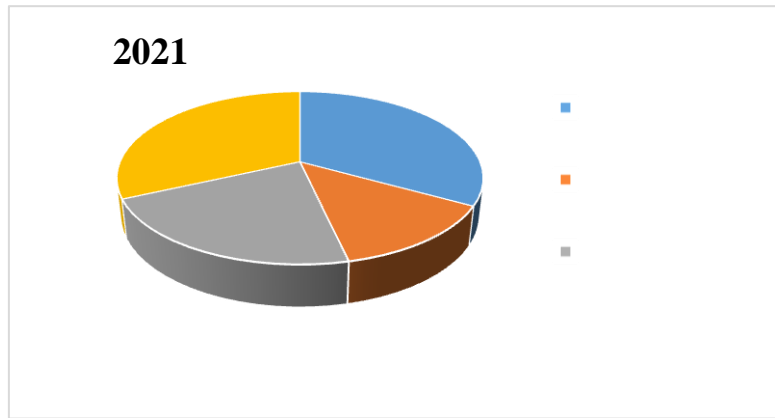
87

2021

43

100

4: \$: " a i i ' ^

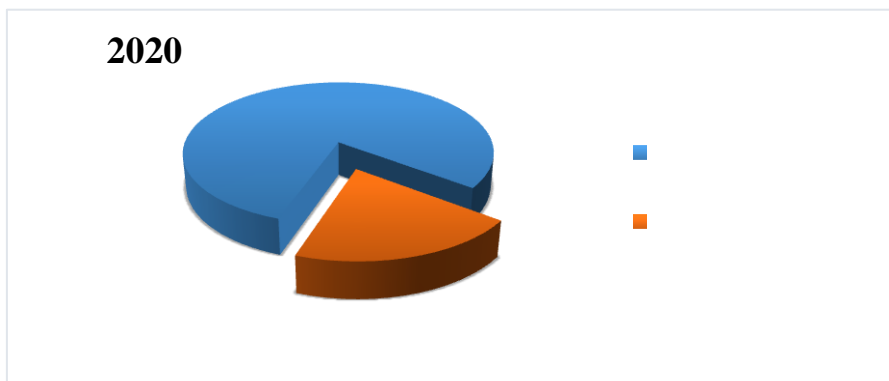


3.7 2021

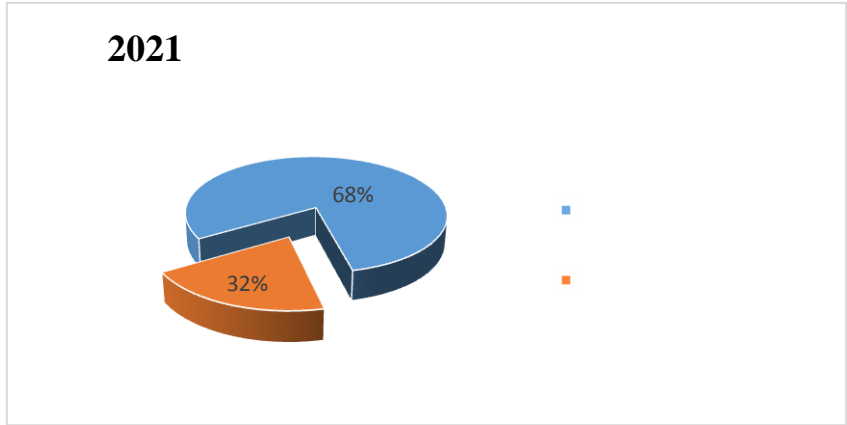
2.

2020 2021 80% 68% 3.8

3.9



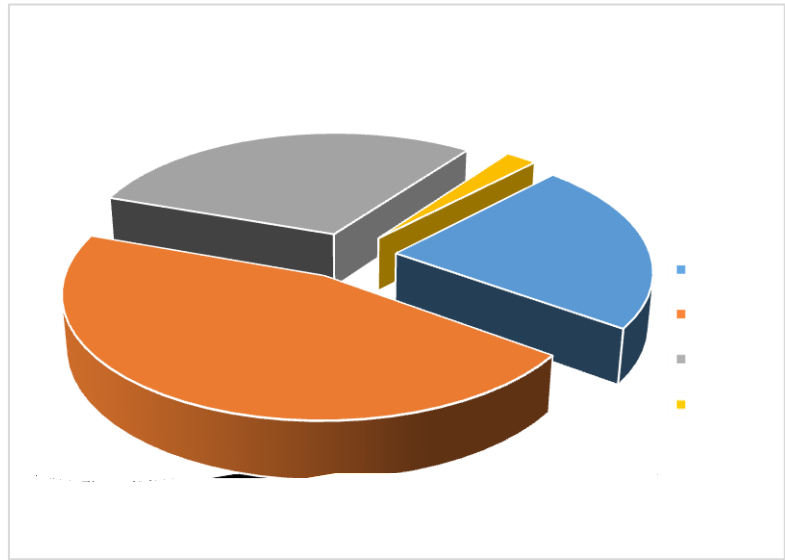
3.8 2020



3.9 2021

3.

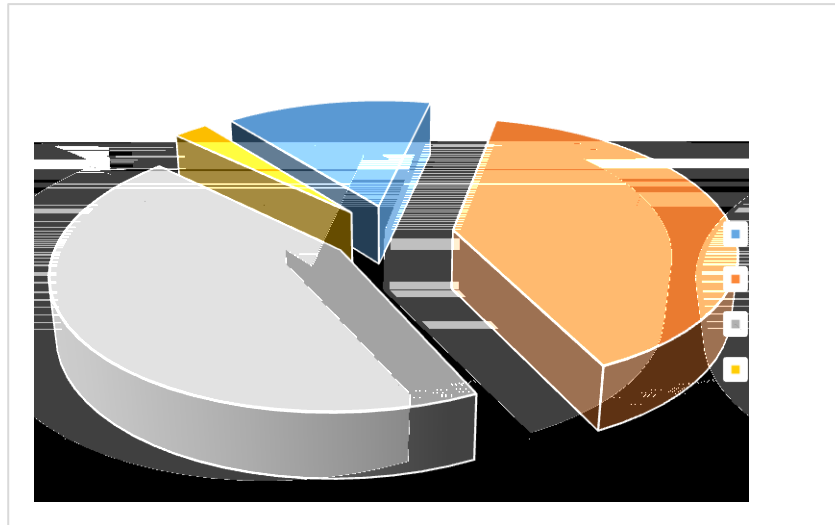
2020				44		
60-70	10	23%	70-80	20	45%	80-90
	13	30%	90-100	1	2%	3



3.10 2020

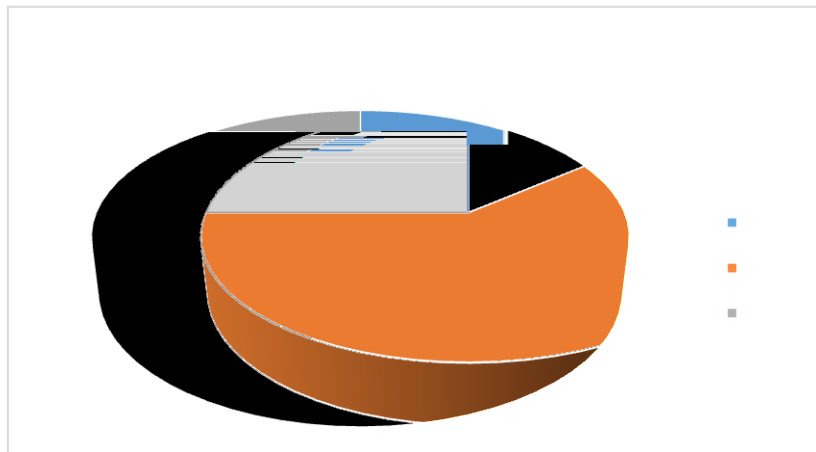
2021				43		
60-70	6	14%	70-80	17	40%	80-90
	19	44%	90-100	1	2%	2

3. 11



3. 11 2021

	2020	2021	3. 12
60-70	6	14%	27
80-90	11	25%	43
60-70	4	9%	27
80-90	12	28%	17
		6%	



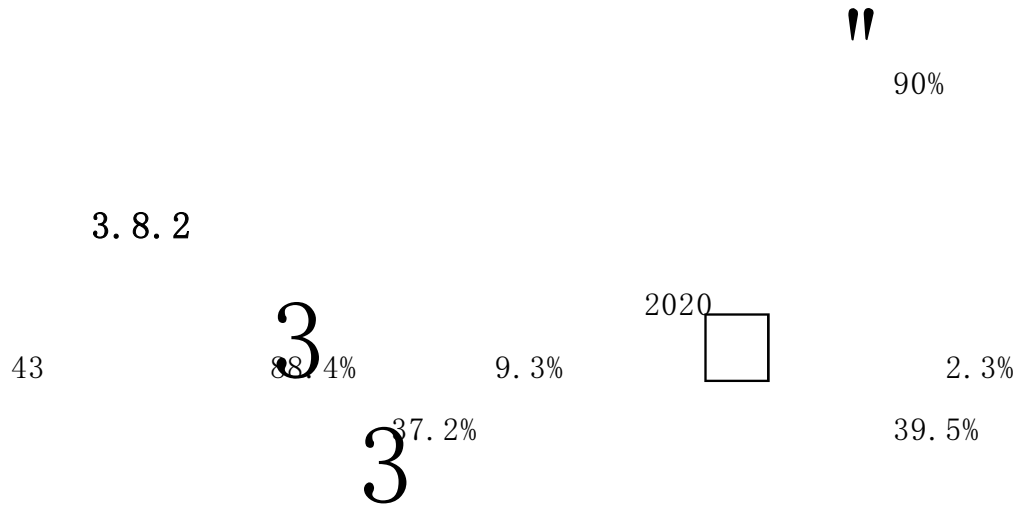
3. 12 2020

Ca. 11. 11. 11

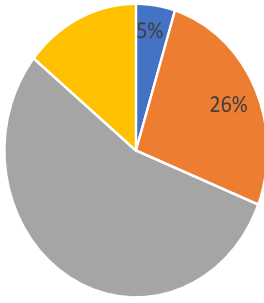
3. 13 2021

2020 1

2021



3.15 2020



3.16 2021

()

4.1 ()

4.1.1

16

30

16

4. 1. 2

4. 2

4. 2. 1

30

2015

30

16

4. 2. 2

4.3 ()

2016 -2021

()

5.1

5.1

	3.2				
4	4.1				
	4.2				
	4.3				
5	5.1				

5.2

5.2

1	1.1				
	1.2				
2	2.1				
	2.2				
	2.3				
	2.4				
	2.5				
3	3.1				
	3.2				
	3.3				
	3.4				
	3.5				
	3.6				
	3.7				
	3.8				
	3.9				
	3.10				
	3.11				
4	4.1				
	4.2				
	4.3				

5.2.1

5. 2. 2

5. 2. 3

5.2.4

5.3

()

MF

2014

4

4

8.0%

5.4

5.5

5.6

6.1 ()

6.1.1

2020 8

